


GROUP 9 | 12 FUNGICIDES



**Switch<sup>®</sup> 62.5WG**

syngenta.

## Fungicide


*Active Ingredients:*

Cyprodinil*	37.5%
Fludioxonil**	25.0%
<hr/>	
<i>Other Ingredients:</i>	37.5%
<i>Total:</i>	100.0%

\*CAS No. 121552-61-2  
 \*\*CAS No. 131341-86-1

Switch 62.5WG is a water-dispersible granule containing 37.5% cyprodinil and 25% fludioxonil.

1 lb 12 oz Net Weight



PULL HERE TO OPEN ►

**KEEP OUT OF  
REACH OF  
CHILDREN.**

## CAUTION

See additional precautionary statements and directions for use on outer container.

**EPA Reg. No. 100-953**

**EPA Est. 67545-AZ-1**

**SCP 953A-L1R 0716  
4068820**

FIRST AID	
If on skin or clothing	<ul style="list-style-type: none"> <li>• Take off contaminated clothing.</li> <li>• Rinse skin immediately with plenty of water for 15-20 minutes.</li> <li>• Call a poison control center or doctor for treatment advice.</li> </ul>
If in eyes	<ul style="list-style-type: none"> <li>• Hold eye open and rinse slowly and gently with water for 15-20 minutes. Remove contact lenses, if present, after the first 5 minutes, then continue rinsing eye.</li> <li>• Call a poison control center or doctor for treatment advice.</li> </ul>
Have the product container or label with you when calling a poison control center or doctor, or going for treatment.	
<p style="text-align: center;"><b>HOT LINE NUMBER</b>  For 24-Hour Medical Emergency Assistance (Human or Animal) or  Chemical Emergency Assistance (Spill, Leak, Fire, or Accident),  Call  <b>1-800-888-8372</b></p>	

## PRECAUTIONARY STATEMENTS

### Hazards to Humans and Domestic Animals

#### CAUTION

Causes moderate eye irritation. Harmful if absorbed through skin. Avoid contact with skin, eyes, or clothing. Wash thoroughly with soap and water after handling and before eating, drinking, chewing gum, using tobacco or using the toilet. Remove and wash contaminated clothing before reuse.

### Personal Protective Equipment (PPE)

**Handlers applying this product as a preplant dip to strawberry roots and crowns and workers packaging or preparing treated roots and crowns for shipment must wear:**

- Chemical-resistant apron made of any waterproof material
- Elbow-length chemical-resistant glove made of any waterproof material
- Chemical-resistant boots made of any waterproof material

**All other applicators and other handlers must wear:**

- Long-sleeved shirt and long pants
- Chemical-resistant gloves made of any waterproof material
- Shoes plus socks

**In addition, mixers and loaders for aerial, groundboom, and chemigation applications must wear:**

- Filtering facepiece respirator (N95, R95, or P95) (e.g., a dustmask)

**User Safety Requirements**

Follow manufacturer's instructions for cleaning/maintaining PPE. If no such instructions for washables exist, use detergent and hot water. Keep and wash PPE separately from other laundry.

**Engineering Controls**

When handlers use closed systems, enclosed cabs, or aircraft in a manner that meets the requirements listed in the Worker Protection Standard (WPS) for agricultural pesticides [40 CFR 170.240(d)(4-6)], the handler PPE requirements may be reduced or modified as specified in the WPS.

**User Safety Recommendations****Users should:**

- Wash hands before eating, drinking, chewing gum, using tobacco or using the toilet.
- Remove clothing/PPE immediately if pesticide gets inside. Then wash thoroughly and put on clean clothing.
- Remove PPE immediately after handling this product. Wash the outside of gloves before removing. As soon as possible, wash thoroughly and change into clean clothing.

**Environmental Hazards**

This pesticide is toxic to fish, aquatic invertebrates, oysters and shrimp. For terrestrial uses: Do not apply directly to water, or to areas where surface water is present, or to intertidal areas below the mean high water mark. Do not contaminate water when disposing of equipment washwater or rinsate.

*continued...*

## **PRECAUTIONARY STATEMENTS (*continued*)**

### **Groundwater Advisory**

This chemical has properties and characteristics associated with chemicals detected in groundwater. This chemical may leach into groundwater if used in areas where soils are permeable, particularly where the water table is shallow.

### **Surface Water Advisory**

This chemical may contaminate water through drift of spray in wind. This chemical has a high potential for runoff for several months or more after application. Poorly draining soils and soils with shallow water tables are more prone to produce runoff that contains this chemical. A level, well maintained vegetative buffer strip between areas to which this chemical is applied and surface water features such as ponds, streams, and springs will reduce the potential for contamination of water from rainfall runoff. Runoff of this chemical will be reduced by avoiding applications when conditions favor runoff (such as when soils are saturated and/or significant rainfall is forecast in the next 48 hours). Sound erosion control practices will reduce this chemical's contribution to surface water contamination.

### **Physical or Chemical Hazards**

Do not use or store near heat or open flame.

## CONDITIONS OF SALE AND LIMITATION OF WARRANTY AND LIABILITY

**NOTICE:** Read the entire Directions for Use and Conditions of Sale and Limitation of Warranty and Liability before buying or using this product. If the terms are not acceptable, return the product at once, unopened, and the purchase price will be refunded.

The Directions for Use of this product must be followed carefully. It is impossible to eliminate all risks inherently associated with the use of this product. Crop injury, ineffectiveness or other unintended consequences may result because of such factors as manner of use or application, weather or crop conditions, presence of other materials or other influencing factors in the use of the product, which are beyond the control of SYNGENTA CROP PROTECTION, LLC or Seller. To the extent permitted by applicable law, Buyer and User agree to hold SYNGENTA and Seller harmless for any claims relating to such factors.

SYNGENTA warrants that this product conforms to the chemical description on the label and is reasonably fit for the purposes stated in the Directions for Use, subject to the inherent risks referred to above, when used in accordance with directions under normal use conditions. To the extent permitted by applicable law: (1) this warranty does not extend to the use of the product contrary to label instructions, or under conditions not reasonably foreseeable to or beyond the control of Seller or SYNGENTA, and (2) Buyer and User assume the risk of any such use. TO THE EXTENT PERMITTED BY APPLICABLE LAW, SYNGENTA MAKES NO WARRANTIES OF MERCHANTABILITY OR OF FITNESS FOR A PARTICULAR PURPOSE NOR ANY OTHER EXPRESS OR IMPLIED WARRANTY EXCEPT AS WARRANTED BY THIS LABEL.

To the extent permitted by applicable law, in no event shall SYNGENTA be liable for any incidental, consequential or special damages resulting from the use or handling of this product. **TO THE EXTENT PERMITTED BY APPLICABLE LAW, THE EXCLUSIVE REMEDY OF THE USER OR BUYER, AND THE EXCLUSIVE LIABILITY OF SYNGENTA AND SELLER FOR ANY AND ALL CLAIMS, LOSSES, INJURIES OR DAMAGES (INCLUDING CLAIMS BASED ON BREACH OF WARRANTY, CONTRACT, NEGLIGENCE, TORT, STRICT LIABILITY OR OTHERWISE) RESULTING FROM THE USE OR HANDLING OF THIS PRODUCT, SHALL BE THE RETURN OF THE PURCHASE PRICE OF THE PRODUCT OR, AT THE ELECTION OF SYNGENTA OR SELLER, THE REPLACEMENT OF THE PRODUCT.**

SYNGENTA and Seller offer this product, and Buyer and User accept it, subject to the foregoing Conditions of Sale and Limitation of Warranty and Liability, which may not be modified except by written agreement signed by a duly authorized representative of SYNGENTA.

## **DIRECTIONS FOR USE**

It is a violation of Federal Law to use this product in a manner inconsistent with its labeling.

Do not apply this product in a way that will contact workers or other persons, either directly or through drift. Only protected handlers may be in the area during application. For any requirements specific to your State or Tribe, consult the agency responsible for pesticide regulation.

### **AGRICULTURAL USE REQUIREMENTS**

Use this product only in accordance with its labeling and with the Worker Protection Standard, 40 CFR part 170. This Standard contains requirements for the protection of agricultural workers on farms, forests, nurseries, and greenhouses, and handlers of agricultural pesticides. It contains requirements for training, decontamination, notification, and emergency assistance. It also contains specific instructions and exceptions pertaining to the statements on this label about personal protective equipment (PPE); notification to workers, and restricted-entry interval. The requirements in this box only apply to uses of this product that are covered by the Worker Protection Standard.

**Do not enter or allow worker entry into treated areas during the restricted-entry interval (REI) of 12 hours.**

PPE required for early entry to treated areas that is permitted under the Worker Protection Standard and that involves contact with anything that has been treated, such as plants, soil, or water is:

- Coveralls
- Chemical-resistant gloves made of any waterproof material
- Shoes plus socks

**FAILURE TO FOLLOW DIRECTIONS AND PRECAUTIONS ON THIS LABEL MAY RESULT IN CROP INJURY, POOR DISEASE CONTROL, AND/OR ILLEGAL RESIDUES.**



## PRODUCT INFORMATION

Switch 62.5WG is a broad spectrum fungicide for the control of certain diseases.

## PRODUCT USE RESTRICTIONS

### **Rotational Crop Restrictions**

Do not plant any crop which is not registered for use with cyprodinil or fludioxonil for a period of 30 days, unless a shorter interval is specified on the following list.

Rotational Crop	Planting Time From Last Switch 62.5WG Application
Beans (dried and succulent except cowpeas)* Berries (bushberries 13-07B, caneberries 13-07A)* Brassica (Cole) Leafy Vegetables* Cucurbits* Herbs (fresh and dried)* Leafy Vegetables* Leaves of Root and Tuber Vegetables* Onions (dry bulb, garlic, and green) Peppers Tuberous and Corm Vegetables (crop subgroup 1C)* Root and Tuber Vegetables except Sugar beet* Strawberries Tomatoes Watercress Crops Not Intended for Food or Feed	0 days
All Other Crops Intended for Food or Feed	30 days

\*See crop lists in **CROP USE DIRECTIONS** section.

In annual crops where multiple crops can be grown per year (double/triple cropping), do not apply more than 1.3 lb ai cyprodinil and 0.9 lb ai fludioxonil per acre per year to an individual plot of land.

For the crops to which aerial applications are allowed, refer to the specific crop directions for use.

**Nassau and Suffolk counties of New York: use limited to strawberries and onions.**

## RESISTANCE MANAGEMENT

GROUP	9	12	FUNGICIDES
-------	---	----	------------

Switch 62.5WG contains two fungicides with different modes of action. Cyprodinil is an anilino-pyrimidine in Group 9. Fludioxonil is a phenylpyrrole in Group 12. A disease management program that includes alternation or tank mixes between Switch 62.5WG and other labeled fungicides that have a different mode of action is essential to prevent pathogen populations from developing resistance to Switch 62.5WG. Do not alternate or tank mix this product with fungicides to which resistance has already developed. Switch 62.5WG may be applied in an alternating or blocking program.

## APPLICATION INSTRUCTIONS

Thorough coverage is necessary to provide good disease control. Applications using sufficient water volume to provide thorough and uniform coverage generally provide the most effective disease control. Use minimum ground spray volumes of 10 gal/A for field and vegetable crops and 50 gal/A for tree crops. For aerial application, see directions in the specific crop directions for use.

To avoid spray drift, do not apply when conditions favor drift beyond the target area. Avoid spray overlap, as crop injury may occur.

Equip sprayers with nozzles that provide accurate and uniform application. Calibrate sprayer before use.

Use a pump with capacity to maintain the correct rated pressure for the nozzles selected. Maintain sufficient agitation to keep the mixture in suspension. Use a jet agitator, liquid sparge tube, or mechanical paddle for agitation. Do not air sparge.

Use screens to prevent nozzles from clogging. Use 50-mesh or coarser screens placed after the tank and before the nozzles. Check nozzle manufacturers' recommendations.

For more information on spray equipment and calibration, consult sprayer manufacturers' and state recommendations. For specific local directions and spray schedules, consult the current state agricultural experiment station recommendations.

**OBSERVE THE FOLLOWING RESTRICTIONS WHEN SPRAYING IN THE VICINITY OF AQUATIC AREAS SUCH AS LAKES, RESERVOIRS, RIVERS, PERMANENT STREAMS, MARSHES OR NATURAL PONDS, ESTUARIES, AND COMMERCIAL FISH FARM PONDS.**

- Do not apply within 75 ft of bodies of water such as lakes, reservoirs, rivers, permanent streams, natural ponds, marshes, or estuaries.
- Shut off the sprayer when at row ends.
- Do not cultivate within 10 ft of aquatic areas as to allow a vegetative filter strip.
- Do not apply when weather conditions favor drift to aquatic areas. Do not apply when gusts or sustained winds exceed 10 mph.
- Do not apply during a temperature inversion. Mist or fog may indicate the presence of an inversion in humid areas.

- For perennial crops such as tree crops and grapes:
  - For all plantings within 150 ft of bodies of water as described above, spray crops from outside the planting away from the bodies of water.
  - Spray last three rows windward of aquatic areas using nozzles on one side only, with spray directed away from aquatic areas. Adjust or turn off top nozzles on the side away from the grove/orchard when spraying the outside row. Shut off nozzles when turning at ends of row or passing tree gaps in the rows.

#### **Ground Application**

- Apply in a minimum of 10 gallons of water per acre, unless specified otherwise.

#### **Aerial Spray Directions**

Avoid applications under conditions when uniform coverage cannot be obtained or when excessive drift may occur.

#### **Aerial Spray Restrictions**

Observe the following restrictions when spraying in the vicinity of aquatic area such as lakes, reservoirs, rivers, permanent streams, marshes or natural ponds, estuaries and commercial fish ponds.

- Use only on crops where aerial applications are indicated.
- Do not apply by air within 150 ft of lakes, reservoirs, rivers, permanent streams, marshes or natural ponds, estuaries and commercial fish ponds.
- Mount the spray boom on the aircraft so as to minimize the drift caused by wing tip vortices. Use the minimum practical boom length, and do not exceed 75% of wing span or rotor diameter.

- Release spray at the lowest height consistent with pest control and flight safety. Do not make applications more than 10 feet above the crop canopy.
- Do not apply when weather conditions favor drift to aquatic areas. Do not apply when gusts or sustained winds exceed 10 mph.
- Do not apply during a temperature inversion. Mist or fog may indicate the presence of an inversion in humid areas.

#### **Aerial Spray Precautions**

Observe the following precautions when spraying in the vicinity of aquatic area such as lakes, reservoirs, rivers, permanent streams, marshes or natural ponds, estuaries and commercial fish ponds.

- Use the largest droplet size consistent with good pest control.
- Formation of very small droplets may be minimized by appropriate nozzle selection, by orientating nozzles away from the air stream as much as possible, and by avoiding excessive spray boom pressure.
- Reduce risk of exposure to aquatic areas by avoiding applications when wind direction is toward the aquatic area.
- Low humidity and high temperatures increase the evaporation rate of spray droplets, and therefore the likelihood of increased spray drift to aquatic area. Avoid spraying during conditions of low humidity and/or high temperatures.
- For the crops to which aerial applications are allowed, refer to the specific crop directions for use.
- Apply in a minimum of 5 gallons of water per acre, unless specified otherwise.

**Application Through Irrigation Systems (Chemigation)**

- Use only on crops for which chemigation is specified on this label.
- Apply this product only through drip, microjet, center pivot, solid set, hand move, and moving wheel irrigation systems. Do not apply this product through any other type of irrigation system.
- Crop injury, lack of effectiveness, or illegal pesticide residues in the crop can result from non-uniform distribution of treated water.
- Apply in 0.125-0.25 inches/A of water. Excessive water may reduce efficacy.
- If you have questions about calibration, you should contact State Extension Service specialists, equipment manufacturers, or other experts.
- Do not connect an irrigation system (including greenhouse systems) used for pesticide application to a public water system, unless the pesticide label-prescribed safety devices for public water systems are in place.
- A person knowledgeable of the chemigation system and responsible for its operation, or under the supervision of the responsible person, shall shut the system down and make necessary adjustments should the need arise.

**Operating Instructions**

1. The system must contain a functional check-valve, vacuum relief valve, and low pressure drain appropriately located on the irrigation pipeline to prevent water-source contamination from backflow.
2. The pesticide injection pipeline must contain a functional, automatic, quick-closing check-valve to prevent the flow of fluid back toward the injection pump.

3. The pesticide injection pipeline must also contain a functional, normally closed, solenoid-operated valve located on the intake side of the injection pump and connected to the system interlock to prevent fluid from being withdrawn from the supply tank when the irrigation system is either automatically or manually shut down.
4. The system must contain functional interlocking controls to automatically shut off the pesticide injection pump when the water pump motor stops.
5. The irrigation line or water pump must include a functional pressure switch which will stop the water pump motor when the water pressure decreases to the point where pesticide distribution is adversely affected.
6. Systems must use a metering pump, such as a positive displacement injection pump (e.g., diaphragm pump), effectively designed and constructed of materials that are compatible with pesticides and capable of being fitted with a system interlock.
7. Do not apply when wind speed favors drift beyond the area intended for treatment.

#### **Center Pivot Irrigation Equipment**

**Restrictions:** (1) Use only with drive systems which provide uniform water distribution. (2) Do not use end guns when chemigating Switch 62.5WG through center pivot systems because of non-uniform application.

- Determine the size of the area to be treated.
- Determine the time required to apply  $\frac{1}{8}$ - $\frac{1}{2}$  inch of water over the area to be treated when the system and injection equipment are operated at normal pressures as recommended by the equipment manufacturer. When applying Switch 62.5WG through irrigation equipment use the lowest obtainable water volume while maintaining uniform distribution. Run the system at 80-95% of the manufacturer's rated capacity.



- Using water, determine the injection pump output when operated at normal line pressure.
- Determine the amount of Switch 62.5WG required to treat the area covered by the irrigation system.
- Add the required amount of Switch 62.5WG and sufficient water to meet the injection time requirements to the solution tank.
- Make sure the system is fully charged with water before starting injection of the Switch 62.5WG solution. Time the injection to last at least as long as it takes to bring the system to full pressure.
- Maintain constant solution tank agitation during the injection period.
- Continue to operate the system until the Switch 62.5WG solution has cleared the sprinkler head.

#### **Solid Set, Hand Move, and Moving Wheel Irrigation Equipment**

- Determine the acreage covered by the sprinklers.
- Fill injector solution tank with water and adjust flow rate to use the contents over a 20- to 30-minute interval. When applying Switch 62.5WG through irrigation equipment, use the lowest obtainable water volume while maintaining uniform distribution.
- Determine the amount of Switch 62.5WG required to treat the area covered by the irrigation system.
- Add the required amount of Switch 62.5WG into the same quantity of water used to calibrate the injection period.
- Operate the system at the same pressure and time interval established during the calibration.
- Stop injection equipment after treatment is completed. Continue to operate the system until the Switch 62.5WG solution has cleared the last sprinkler head.

### **Drip or Microjet Chemigation Systems**

Crop injury, lack of effectiveness, or illegal pesticide residues in the crop can result from non-uniform distribution of treated water.

**Spray Preparation:** Chemical tank and injector system should be thoroughly cleaned. Flush system with clean water.

### **Use Directions for Drip or Microjet Irrigation Applications**

**Drip or Microjet Irrigation:** Switch 62.5WG may be applied through drip irrigation systems for soil-borne disease control. The soil should have adequate moisture capacity prior to drip application.

- Terminate drip irrigation at fungicide depletion from the main feed supply tank or after 6 hours from start, whichever is shorter. For maximum efficacy, subsequent irrigation (water only) should be delayed for at least for 24 hours following drip application.
- The system must contain a functional check valve, vacuum relief valve, and low pressure drain appropriately located on the irrigation pipeline to prevent water-source contamination from backflow.
- The pesticide injection pipeline must contain a functional, automatic, quick-closing check valve to prevent the flow of fluid back toward the injection pump.
- The pesticide injection pipeline must also contain a functional, normally closed, solenoid-operated valve located on the intake side of the injection pump and connected to the system interlock to prevent fluid from being withdrawn from the supply tank when the irrigation system is either automatically or manually shut down.
- The system must contain functional interlocking controls to automatically shut off the pesticide injection pump when the water pump motor stops.

- The irrigation line or water pump must include a functional pressure switch which will stop the water pump motor when the water pressure decreases to the point where pesticide distribution is adversely affected.
- Systems must use a metering pump, such as a positive displacement injection pump (e.g., diaphragm pump) effectively designed and constructed of materials that are compatible with pesticides and capable of being fitted with a system interlock.
- Allow sufficient time for pesticide to be flushed through all lines and all nozzles before turning off irrigation water. A person knowledgeable of the chemigation system and responsible for its operation, or under the supervision of the responsible person, shall shut the system down and make necessary adjustments should the need arise.
- If you have questions about calibration, you should contact State Extension Service specialists, equipment manufacturers or other experts.
- Do not connect an irrigation system (including greenhouse systems) used for pesticide application to a public water system unless the pesticide label-prescribed safety devices for public water systems are in place.

## **SPECIFIC INSTRUCTIONS FOR PUBLIC WATER SYSTEMS**

1. Public water system means a system for the provision to the public of piped water for human consumption if such system has at least 15 service connections or regularly serves an average of at least 25 individuals daily at least 60 days out of the year.

2. Chemigation systems connected to public water systems must contain a functional, reduced-pressure zone, back-flow preventer (RPZ) or the functional equivalent in the water supply line upstream from the point of pesticide introduction. As an option to the RPZ, the water from the public water system should be discharged into a reservoir tank prior to pesticide introduction. There shall be a complete physical break (air gap) between the outlet end of the fill pipe and the top or overflow rim of the reservoir tank of at least twice the inside diameter of the fill pipe.
3. The pesticide injection pipeline must contain a functional, automatic, quick-closing check valve to prevent the flow of fluid back toward the injection pump.
4. The pesticide injection pipeline must contain a functional, normally closed, solenoid-operated valve located on the intake side of the injection pump and connected to the system interlock to prevent fluid from being withdrawn from the supply tank when the irrigation system is either automatically or manually shut down.
5. The system must contain functional interlocking controls to automatically shut off the pesticide injection pump when the water pump motor stops, or in cases where there is no water pump, when the water pressure decreases to the point where pesticide distribution is adversely affected.
6. Systems must use a metering pump, such as a positive displacement injection pump (e.g., diaphragm pump) effectively designed and constructed of materials that are compatible with pesticides and capable of being fitted with a system interlock.
7. Do not apply when wind speed favors drift beyond the area intended for treatment.

## MIXING PROCEDURES

Prepare no more spray mixture than is needed for the immediate operation. Thoroughly clean spray equipment before using this product. Vigorous agitation is necessary for proper dispersal of the product. Maintain maximum agitation throughout the spraying operation. Do not let the spray mixture stand overnight in the spray tank. Flush the spray equipment thoroughly following each use and apply the rinsate to a previously treated area.

**Switch 62.5WG Alone:** Add  $\frac{1}{2}$  of the required amount of water to the mix tank. With the agitator running, add the Switch 62.5WG to the tank. Continue agitation while adding the remainder of the water. Begin application of the solution after the Switch 62.5WG has completely dispersed into the mix water. Maintain agitation until all of the mixture has been applied.

**Switch 62.5WG + Tank Mixtures:** Switch 62.5WG is compatible in tank mixtures with many commonly used fungicides, liquid fertilizers, herbicides, insecticides and biological control products. If tank mixes are desired, observe all directions, precautions, and limitations on labeling of all products used. Consult compatibility charts or your local or state agricultural authorities for compatibility information.

To prepare spray solution, add  $\frac{1}{2}$  of the required amount of water to the mix tank. Start the agitator running before adding any tank mix partners. In general, add tank mix partners in this order: products packaged in water-soluble packaging, wettable powders, wettable granules (dry flowables) such as Switch 62.5WG, liquid flowables, liquids, and emulsifiable concentrates. Always allow each tank mix partner to become fully dispersed before adding the next product. Provide sufficient agitation while adding the remainder of the water. Maintain agitation until all of the mixture has been applied.

When using Switch 62.5WG in tank mixtures, add all products in water-soluble packaging to the tank before any other tank mix partner, including Switch 62.5WG. Allow the water-soluble packaging to completely dissolve and the product(s) to completely disperse before adding any other tank mix partner to the tank.

If using Switch 62.5WG in a tank mixture, observe all directions for use, crops/sites, use rates, dilution ratios, precautions, and limitations which appear on the tank mix product label. Do not exceed label dosage rates, and follow the most restrictive label precautions and limitations. This product must not be mixed with any product which prohibits such mixing. Tank mixtures or other applications of products referenced on this label are permitted only in those states in which the referenced products are registered.

## **CROP USE DIRECTIONS**

When a range of rates is provided, use the higher rates if weather conditions are conducive for higher disease pressure.

Crop	Disease	Product Rate oz/Acre	Remarks
<b>Beans (Dried and Succulent except cowpeas)</b>  Chickpea (garbanzo bean) Bean ( <i>Lupinus</i> spp.) (grain lupin, sweet lupin, white lupin, white sweet lupin) Bean ( <i>Phaseolus</i> spp.) (kidney, lima, mung, navy, pinto, snap, wax) Broad Bean (fava bean) Bean ( <i>Vigna</i> spp.) (asparagus, blackeyed pea)	White Mold ( <i>Sclerotinia sclerotiorum</i> )  Gray Mold ( <i>Botrytis cinerea</i> )	11-14	Begin applications prior to or at the onset of disease and repeat applications on a 7-day interval if conditions remain favorable for disease development.  For White Mold control, make the first application at 10-20% bloom. In some locations a single applica- tion at this timing will provide adequate disease control.  Resistance Management: After 2 applications of Switch 62.5WG, alternate with another fungicide with a different mode of action for 2 applications.

<b>Application Instructions:</b> Application may be made by ground, air, or chemigation. Good coverage is essential for good disease control. Use a minimum of 5 gallons/A spray volume by air. Make no more than two applications by air. For chemigation, apply in 0.1-0.25 inches/A of water. Chemigation with excessive water may lead to a decrease in efficacy.
<b>Specific Use Restrictions</b> <ol style="list-style-type: none"><li>1) Make no more than two applications by air.</li><li>2) Do not apply more than 56 oz/A of Switch 62.5WG per year.</li><li>3) Do not apply more than 1.3 lb ai/A of cyprodinil-containing products and 0.9 lb ai/A of fludioxonil-containing products per year.</li><li>4) Do not apply within 7 days of harvest (7-day PHI).</li></ol>

*continued...*



Crop	Disease	Product Rate oz/Acre	Remarks
<b>Berries</b> <b>Bushberry Subgroup 13-07B*</b> Blueberry Currant  <b>Caneberry Subgroup 13-07A**</b> Blackberry Red and Black Raspberry  And cultivars and/or hybrids of these.	Mummy berry <i>(Monilinia vacciniicorymbosi)</i>  Anthracnose <i>(Colletotrichum spp.)</i>  Alternaria fruit rot <i>(Alternaria tenuissima)</i>  Phomopsis <i>(Phomopsis vaccinii)</i>  Botrytis Fruit Rot <i>(Botrytis cinerea)</i>	11-14	Begin applications prior to or at the onset of disease and repeat applications on a 7-10 day interval if conditions remain favorable for disease development.  Resistance Management: After 2 applications of Switch 62.5WG, alternate with another fungicide with a different mode of action for 2 applications.

<p><b>Complete List of Bushberries and Caneberries:</b></p> <p><b>*Bushberries:</b> Aronia berry, Black currant, Blueberry high and low bush, Buffalo currant, Chilean guava, Edible honeysuckle, Elderberry, European barberry, Gooseberry, Highbush cranberry, Huckleberry, Jostaberry, Juneberry (Saskatoon berry), Lingonberry, Native currant, Red currant, Salal, Sea buckthorn</p> <p><b>**Caneberries:</b> Blackberry, Loganberry, Red and Black Raspberry, Wild raspberry</p>
<p><b>Application Instructions:</b> Application may be made by ground or air. Good coverage is essential for good disease control. Use a minimum of 5 gallons/A spray volume by air. Make no more than two applications by air.</p>
<p><b>Specific Use Restrictions</b></p> <ol style="list-style-type: none"> <li>1) Make no more than two applications by air.</li> <li>2) Do not apply more than 56 oz/A of Switch 62.5WG per year.</li> <li>3) Do not apply more than 1.3 lb ai/A of cyprodinil-containing products and 0.9 lb ai/A of fludioxonil-containing products per year.</li> <li>4) May be applied on the day of harvest (0-day PHI).</li> </ol>

*continued...*

Crop	Disease	Product Rate oz/Acre	Remarks
<b>Brassica (Cole) Leafy Vegetables*</b>  Broccoli Brussels sprouts Cabbage Cauliflower Collards Kale Mustard greens  And cultivars and/or hybrids of these.	Powdery Mildew ( <i>Erysiphe polygoni</i> )  Alternaria leaf blight ( <i>Alternaria</i> spp.)  Suppression: Cercospora leaf spot ( <i>Cercospora brassicola</i> )	10-12  11-14	Begin applications prior to or at the onset of disease and repeat applications on a 7-10 day interval if conditions remain favorable for disease development.  Resistance Management: After 2 applications of Switch 62.5WG, alternate with another fungicide with a different mode of action for 2 applications.
<b>*Complete List of Brassica (Cole) Leafy Vegetables:</b> Broccoli; Broccoli, Chinese; Broccoli raab; Brussels sprouts; Cabbage; Cabbage, Chinese; Cauliflower; Cavalo broccoli; Collards; Kale; Kohlrabi; Mizuna; Mustard greens; Mustard spinach; Rape greens; Turnip greens			

<p><b>Application Instructions:</b> Application may be made by ground, air, or chemigation. Good coverage is essential for good disease control. Use a minimum of 10 gallons/A spray volume by air. Make no more than two applications by air. For chemigation, apply in 0.1-0.25 inches/A of water. Chemigation with excessive water may lead to a decrease in efficacy.</p>
<p><b>Specific Use Restrictions</b></p> <ol style="list-style-type: none"><li>1) Make no more than two applications by air.</li><li>2) Do not use roots of treated turnips for food or feed. Only turnip varieties harvested for their leaves may be treated.</li><li>3) Do not apply more than 56 oz/A of Switch 62.5WG per year.</li><li>4) Do not apply more than 1.3 lb ai/A of cyprodinil-containing products and 0.9 lb ai/A of fludioxonil-containing products per year.</li><li>5) Do not apply within 7 days of harvest (7-day PHI).</li></ol>

*continued...*

Crop	Disease	Product Rate oz/Acre	Remarks
Citrus Lemon Lime	Alternaria Stem End Rot ( <i>A. citri</i> )  Anthracnose ( <i>Colletotrichum gloeosporioides</i> )  Blue Mold ( <i>Penicillium italicum</i> )  Green Mold ( <i>Penicillium digitatum</i> )	11-14	Make one application near harvest to prevent post-harvest fruit rot. The application may be made up to and including the day of harvest.
<b>Specific Use Restrictions</b> 1) Application may be made by ground only. 2) Do not apply more than 14 oz/A of Switch 62.5WG per year. 3) Do not apply more than 0.33 lb ai/A of cyprodinil-containing products and 0.22 lb ai/A of fludioxonil-containing products per year. 4) May be applied on the day of harvest (0-day PHI). 5) Do not exceed one application per year.			

Crop	Disease	Product Rate oz/Acre	Remarks
<b>Cucurbits*</b> Cantaloupe Cucumber Honeydew Muskmelon  Watermelon Pumpkin Squash Zucchini  And cultivars and/or hybrids of these.	Alternaria Leaf Blight ( <i>A. cucumerina</i> )  Alternaria Leaf Spot ( <i>A. alternata</i> )  Gummy Stem Blight ( <i>Didymella bryoniae</i> )  Powdery Mildew ( <i>Sphaerotheca fuliginea</i> , <i>Erysiphe cichoracearum</i> )	11-14	Begin applications prior to or at the onset of disease and repeat applications on a 7-10 day interval if conditions remain favorable for disease development.  Resistance Management: After 2 applications of Switch 62.5WG, alternate with another fungicide with a different mode of action for 2 applications.
<b>*Additional List of Cucurbits:</b> Cantaloupe; Chayote; Chinese waxgourd; Cucumber; Gourds; Honeydew; <i>Momordica</i> spp. (Bitter melon, Balsam apple); Muskmelon; Pumpkin; Squash; Watermelon; Zucchini			
<b>Application Instructions:</b> Application may be made by ground, air, or chemigation. Good coverage is essential for good disease control. Use a minimum of 10 gallons/A spray volume by air. Make no more than two applications by air. For chemigation, apply in 0.1-0.25 inches/A of water. Chemigation with excessive water may lead to a decrease in efficacy.			

continued...

**Specific Use Restrictions**

- 1) Make no more than two applications by air.
- 2) Do not apply more than 56 oz/A of Switch 62.5WG per year.
- 3) Do not apply more than 1.3 lb ai/A of cyprodinil-containing products and 0.9 lb ai/A of fludioxonil-containing products per year.
- 4) May be applied up to 1 day before harvest (1-day PHI).

Crop	Disease	Product Rate oz/Acre	Remarks
<b>Grapes and Small Fruit Vine Climbing Subgroup 13-07F (except fuzzy kiwifruit)</b>  <b>Grapes</b> Amur river grape Hardy kiwifruit Maypop Schisandra berry And cultivars and/or hybrids of these.	Botrytis (grey mold) ( <i>B. cinerea</i> )      Sour rot (caused by a fungal complex)	11-14	Begin applications of Switch 62.5WG at early bloom. Up to three additional applications may be made at berry touch, veraison, or preharvest. Botrytis Bunch Rot is most effectively controlled by ground application, using sufficient water volume to provide thorough coverage. Thorough coverage of bunches is essential. Do not apply closer than a 21-day interval.  For sour rot, make an application at veraison followed by 1-2 additional applications. Do not apply closer than a 21-day interval.  Resistance Management: After 2 applications of Switch 62.5WG, alternate with another fungicide with a different mode of action for 2 applications.
<b>Application Instructions:</b> Application may be made by ground or air. Good coverage is essential for good disease control. Use a minimum of 20 gallons/A spray volume by air. Make no more than two applications by air.			
<b>Specific Use Restrictions</b> 1) Make no more than two applications by air. 2) Do not apply more than 56 oz/A of Switch 62.5WG per year. 3) Do not apply more than 1.4 lb ai/A of cyprodinil-containing products and 0.9 lb ai/A of fludioxonil-containing products per year. 4) Do not apply within 7 days of harvest (7-day PHI).			

continued...



Crop	Disease	Product Rate oz/Acre	Remarks
Herbs (Dried and fresh)*	Alternaria leaf spot ( <i>Alternaria</i> spp.)	11-14	Begin applications prior to or at the onset of disease and repeat applications on a 7-10 day interval if conditions remain favorable for disease development.  Apply in a minimum spray volume of 30 gal/A to obtain thorough coverage.  Resistance Management: After 2 applications of Switch 62.5WG, alternate with another fungicide with a different mode of action for 2 applications.
	Botrytis leaf blight ( <i>Botrytis</i> spp.)		
	Fusarium blight ( <i>Fusarium</i> spp.)		
*Dried and Fresh Herbs Include: Angelica, Balm, Basil, Borage, Burnet, Chamomile, Catnip, Chervil, dried leaves, Chives, Clary, Coriander, leaves (cilantro), Costmary, Culantro, leaves, Curry, leaves, Dillweed, Horehound, Hyssop, Lavender, Lemongrass, Lovage, leaves, Marigold, Marjoram, Nasturtium, Parsley, dried leaves, Pennyroyal, Rosemary, Rue, Sage, Savory, summer and winter, Sweet bay, Tansy, Tarragon, Thyme, Wintergreen, Woodruff, Wormwood			

**Application Instructions:** Application may be made by ground, air, or chemigation. Good coverage is essential for good disease control. Use a minimum of 10 gallons/A spray volume by air. Make no more than two applications by air. For chemigation, apply in 0.1-0.25 inches/A of water. Chemigation with excessive water may lead to a decrease in efficacy.

**Specific Use Restrictions**

- 1) Make no more than two applications by air.
- 2) Do not apply more than 56 oz/A of Switch 62.5WG per year.
- 3) Do not apply more than 1.3 lb ai/A of cyprodinil-containing products and 0.9 lb ai/A of fludioxonil-containing products per year.
- 4) Do not apply within 7 days of harvest (7-day PHI).

*continued...*

Crop	Disease	Product Rate oz/Acre	Remarks
<b>Leafy Greens Subgroup 4A (except Brassica) and Leaf Petioles Subgroup 4B*</b>  Arugula Celery  Lettuce, head and leaf Parsley Spinach  And cultivars and/or hybrids of these.	Alternaria leaf spot <i>(Alternaria spp.)</i>  Septoria leaf spot <i>(Septoria lactucae)</i>  Gray mold <i>(Botrytis cinerea)</i>  Sclerotinia rot <i>(Sclerotinia spp.)</i>  Basal rot <i>(Phoma exigua)</i>  Suppression: Powdery mildew <i>(Erysiphe cichoracearum)</i>	11-14	Begin applications prior to or at the onset of disease and repeat applications on a 7-10 day interval if conditions remain favorable for disease development.  For control of Sclerotinia, make the first application at thinning and again two weeks later.  Resistance Management: After 2 applications of Switch 62.5WG, alternate with another fungicide with a different mode of action for 2 applications.

<p><b>*Complete List of Leafy Greens:</b> Amaranth; Arugula; Cardoon; Celery; Celery, Chinese; Celtuce; Chervil; Chrysanthemum (Edible); Corn Salad; Cress; Dandelion; Dock; Endive (Escarole); Fennel, Florence; Lettuce (Head and Leaf); New Zealand spinach; Orach; Parsley; Purslane; Radicchio; Rhubarb; Spinach; Spinach, vine; Swiss Chard</p>
<p><b>Application Instructions:</b> Application may be made by ground, air, or chemigation. Good coverage is essential for good disease control. Use a minimum of 10 gallons/A spray volume by air. Make no more than two applications by air. For chemigation, apply in 0.1-0.25 inches/A of water. Chemigation with excessive water may lead to a decrease in efficacy.</p>
<p><b>Specific Use Restrictions</b></p> <ol style="list-style-type: none"> <li>1) Make no more than two applications by air.</li> <li>2) Do not apply more than 56 oz/A of Switch 62.5WG per year.</li> <li>3) Do not apply more than 1.3 lb ai/A of cyprodinil-containing products and 0.9 lb ai/A of fludioxonil-containing products per year.</li> <li>4) May be applied on the day of harvest (0-day PHI).</li> </ol>

*continued...*

Crop	Disease	Product Rate oz/Acre	Remarks
<b>Leaves of Root and Tuber Vegetables*</b>  Beet, garden Beet, sugar Carrot Parsnip Radish Sweet Potato Turnip Yam (true)	Alternaria Leaf Blight <i>(Alternaria dauci)</i>  Powdery Mildew <i>(Erysiphe spp.)</i>	11-14	Begin applications prior to or at the onset of disease and repeat applications on a 7-10 day interval if conditions remain favorable for disease development.  Resistance Management: After 2 applications of Switch 62.5WG, alternate with another fungicide with a different mode of action for 2 applications.
<b>*Complete List of Root and Tuber Vegetables, Leaves:</b> Beet, garden; Beet, sugar; Burdock, edible; Carrot; Cassava; Celeriac; Chicory; Dasheen; Parsnip; Radish; Radish (oriental); Rutabaga; Salsify (including black and Spanish); Sweet potato; Tanier; Turnip; Turnip-rooted chervil; Yam (true)			

**Application Instructions:** Application may be made by ground, air, or chemigation. Good coverage is essential for good disease control. Use a minimum of 10 gallons/A spray volume by air. Make no more than two applications by air. For chemigation, apply in 0.1-0.25 inches/A of water. Chemigation with excessive water may lead to a decrease in efficacy.

**Specific Use Restrictions**

- 1) Make no more than two applications by air.
- 2) Radish ONLY – Make no more than two applications per year.
- 3) Radish ONLY - Do not apply more than 28 oz/A of Switch 62.5WG per year.
- 4) Radish ONLY – Do not apply more than 0.66 lb ai/A of cyprodinil-containing products and 0.44 lb ai/A of fludioxonil-containing products per year.
- 5) Do not apply more than 56 oz/A of Switch 62.5WG per year.
- 6) Do not apply more than 1.3 lb ai/A of cyprodinil-containing products and 0.9 lb ai/A of fludioxonil-containing products per year.
- 7) Do not apply within 7 days of harvest (7-day PHI).
- 8) Do not allow cattle or other livestock to feed upon the leaves of root and tuber vegetables.

*continued...*

Crop	Disease	Product Rate oz/Acre	Remarks
<b>Onions and Garlic</b> <b>Bulb Vegetables</b> <b>Crop Group 3-07A and 3-07B*</b>  Garlic Onion, bulb Onion, green <b>Onions grown for seed</b>  And cultivars and/or hybrids of these.	Botrytis leaf blight or blast ( <i>Botrytis</i> spp.)  Stemphylium leaf blight ( <i>Stemphylium</i> <i>vesicarium</i> )  Purple blotch ( <i>Alternaria porri</i> )  Suppression: Neck rot ( <i>Botrytis</i> spp.) Black Mold ( <i>Aspergillus niger</i> )	11-14	Begin applications prior to or at the onset of disease and repeat applications on a 7-10 day interval if conditions remain favorable for disease development.  For optimal effect on neck rot, apply on a 7-day schedule at the 14 oz rate.  Resistance Management: After 2 applications of Switch 62.5WG, alternate with another fungicide with a different mode of action for 2 applications.
	<b>Soilborne diseases</b> White rot ( <i>Sclerotium</i> <i>cepivorum</i> )	7-14 (0.5-1.0 oz/1,000 ft row)	Apply at the time of planting as an in-furrow spray.

<p><b>*Complete List of Bulb Vegetables:</b></p> <p><b>Bulb Onion:</b> Chinese onion; Dry Bulb onion; Daylilly bulb; Fritillaria bulb; Garlic; Great-headed garlic; Lily bulb; Pearl onion; Potato onion; Serpent garlic; Shallot;</p> <p><b>Green Onion:</b> Beltsville bunching onion; Chinese chive fresh leaves; Fresh chive leaves; Fritillaria leaves; Fresh onion; Green onion; Hosta elegans; Kurrat; Lady's leek; Leek; Macrostem onion; Shallot fresh leaves; Tree tops onion; Welsh onion tops; Wild leek</p>
<p><b>Application Instructions:</b> Application may be made by ground, air, or chemigation. Good coverage is essential for good disease control. Use a minimum of 5 gallons/A spray volume by air. Make no more than two applications by air. For chemigation, apply in 0.1-0.25 inches/A of water. Chemigation with excessive water may lead to a decrease in efficacy.</p>
<p><b>Specific Use Restrictions</b></p> <ol style="list-style-type: none"> <li>1) Make no more than two applications by air.</li> <li>2) Do not apply more than 56 oz/A of Switch 62.5WG per year.</li> <li>3) Do not apply more than 1.3 lb ai/A of cyprodinil-containing products and 0.9 lb ai/A of fludioxonil-containing products per year.</li> <li>4) For in-furrow applications, do not apply more than 0.68 lb ai/A of fludioxonil-containing products per acre per application.</li> <li>5) Do not apply within 7 days of harvest (7-day PHI).</li> </ol>

*continued...*



Crop	Disease	Product Rate oz/Acre	Remarks
Pistachio	Botrytis ( <i>Botrytis</i> spp.)  Alternaria ( <i>Alternaria alternata</i> )	11-14	Make the first application during early bloom and repeat applications at 14-day intervals if conditions remain favorable for disease development.
<b>Application Instructions:</b> Application may be made by ground or air. Good coverage is essential for good disease control. Use a minimum of 20 gallons/A spray volume by air. Make no more than two applications by air.			
<b>Specific Use Restrictions</b> 1) Make no more than two applications by air. 2) Do not apply more than 56 oz/A of Switch 62.5WG per year. 3) Do not apply more than 1.3 lb ai/A of cyprodinil-containing products and 0.9 lb ai/A of fludioxonil-containing products per year. 4) Do not apply within 7 days of harvest (7-day PHI).			

Crop	Disease	Product Rate oz/Acre	Remarks
<b>Root Vegetables except Sugar beet*</b>  Carrot Beet, garden Ginseng Horseradish Parsnip Radish Radish (oriental) Rutabaga  Turnip	Alternaria Leaf Blight ( <i>Alternaria dauci</i> )  Powdery Mildew ( <i>Erysiphe</i> spp.)	11-14	Begin applications prior to or at the onset of disease and repeat applications on a 7-10 day interval if conditions remain favorable for disease development.  Resistance Management: After 2 applications of Switch 62.5WG, alternate with another fungicide with a different mode of action for 2 applications.
<b>*Additional Root and Tuber Vegetables:</b> Burdock, edible, Celeriac, Chicory, Salsify (including black and Spanish), Skirret, Turnip-root parsley, and Turnip-rooted chervil.			

*continued...*

**Application Instructions:** Application may be made by ground, air, or chemigation. Good coverage is essential for good disease control. Use a minimum of 5 gallons/A spray volume by air. Make no more than two applications by air. For chemigation, apply in 0.1-0.25 inches/A of water. Chemigation with excessive water may lead to a decrease in efficacy.

**Specific Use Restrictions**

- 1) Make no more than two applications by air.
- 2) Radish ONLY - Make no more than two applications per year.
- 3) Radish ONLY - Do not apply more than 28 oz/A of Switch 62.5WG per year.
- 4) Radish ONLY – Do not apply more than 0.66 lb ai/A of cyprodinil-containing products and 0.44 lb ai/A of fludioxonil-containing products per year.
- 5) Do not apply more than 56 oz/A of Switch 62.5WG per year.
- 6) Do not apply more than 1.3 lb ai/A of cyprodinil-containing products and 0.9 lb ai/A of fludioxonil-containing products per year.
- 7) Do not apply within 7 days of harvest (7-day PHI).
- 8) Do not allow cattle or other livestock to feed upon the leaves of root and tuber vegetables.

Crop	Disease	Product Rate oz/Acre	Remarks
<b>Strawberry and Berry, Low Growing Subgroup 13-07G (except Cranberry)*</b>  <b>Strawberry</b>  And cultivars and/or hybrids of these.	Gray Mold ( <i>Botrytis cinerea</i> )  Powdery mildew ( <i>Sphaerotheca macularis</i> )  Anthracnose ( <i>Colletotrichum</i> spp.)	11-14	Begin application at or before bloom and continue on a 7-10 day interval.  Resistance Management: After 2 applications of Switch 62.5WG, alternate with another fungicide with a different mode of action for 2 applications.

continued...

Crop	Disease	Product Rate oz/Acre	Remarks
<b>Strawberry and Berry, Low Growing Subgroup 13-07G (except Cranberry) (continued)</b>  <b>Strawberry</b>  And cultivars and/or hybrids of these.	Root and crown anthracnose at planting ( <i>Colletotrichum</i> spp.)	5-8 oz per 100 gal water	<p>Apply as a preplant dip to strawberry roots and crowns at the rate of 5 to 8 oz per 100 gallons of water for suppression of root and crown rot caused by anthracnose. Wash transplants to remove excess soil prior to dipping. Completely immerse planting stock in dip solution. Dip or expose plants for a minimum of 2 minutes or a maximum of 5 minutes. Completely drain the transplants after dip. DO NOT reuse solution. Dispose of dip solution according to local regulations.</p> <p>Plant treated plants as quickly as possible. For continued anthracnose control, follow with foliar applications of beginning 2-3 weeks after transplant.</p>

<p><b>*Additional Low Growing Berries:</b> Bearberry; bilberry; cloudberry; muntries; partridgeberry; and cultivars and/or hybrids of these</p>
<p><b>Application Instructions:</b> Application may be made by ground, air, or chemigation. Good coverage is essential for good disease control. Use a minimum of 5 gallons/A spray volume by air. Make no more than two applications by air. For chemigation, apply in 0.1-0.25 inches/A of water. Chemigation with excessive water may lead to a decrease in efficacy.</p>
<p><b>Specific Use Restrictions</b></p> <ol style="list-style-type: none"> <li>1) Make no more than two applications by air.</li> <li>2) Make only one pre-plant dip application per crop.</li> <li>3) Do not apply more than 56 oz/A of Switch 62.5WG per year.</li> <li>4) Do not apply more than 1.3 lb ai/A of cyprodinil-containing products and 0.9 lb ai/A of fludioxonil-containing products per year.</li> <li>5) May be applied on the day of harvest (0-day PHI).</li> </ol>

*continued...*

Crop	Disease	Product Rate oz/Acre	Remarks
<b>Tomatoes and Fruiting Vegetable Crop Group 8-10*</b>  Eggplant Okra Pepper, bell Pepper, nonbell	Early Blight <i>(Alternaria solani)</i>  Grey Mold <i>(Botrytis cinerea)</i>  Powdery Mildew <i>(Leveillula taurica)</i>	11-14	Begin applications prior to or at the onset of disease and repeat applications on a 7-10 day interval if conditions remain favorable for disease development.  Resistance Management: After 2 applications of Switch 62.5WG, alternate with another fungicide with a different mode of action for 2 applications.
<b>*Complete List of Fruiting Vegetable Crop Group 8-10:</b> African eggplant; Bush tomato; Cocona; Currant tomato; Eggplant; Garden huckleberry; Goji berry; Groundcherry; Martynia; Naranjilla; Okra; Pea eggplant; Pepino; Pepper, bell; Pepper, nonbell; Roselle; Scarlet eggplant; Sunberry; Tomatillos; Tomato; Tree tomato and cultivars and/or hybrids of these.			

**Application Instructions:** Application may be made by ground, air, or chemigation. Good coverage is essential for good disease control. Use a minimum of 10 gallons/A spray volume by air. Make no more than two applications by air. For chemigation, apply in 0.1-0.25 inches/A of water. Chemigation with excessive water may lead to a decrease in efficacy.

**Specific Use Restrictions**

- 1) Make no more than two applications by air.
- 2) Do not apply more than 56 oz/A of Switch 62.5WG per year.
- 3) Do not apply more than 1.3 lb ai/A of cyprodinil-containing products and 0.9 lb ai/A of fludioxonil-containing products per year.
- 4) Do not apply more than a maximum total of 4 applications (air plus ground plus chemigation) per year.
- 5) May be applied on the day of harvest (0-day PHI).

*continued...*



Crop	Disease	Product Rate oz/Acre	Remarks
<b>Tropical Fruits*</b> Avocado Dragon Fruit Guava Longan Lychee Mamey sapote Mango Papaya Passionfruit Spanish lime <b>Starfruit</b>	Botrytis fruit rot <i>(Botrytis spp.)</i>  Alternaria fruit rot <i>(Alternaria spp.)</i>  Anthracnose <i>(Colletotrichum spp.)</i>	11-14	Make the first application during early bloom and repeat on 7-10 day intervals if conditions remain favorable for disease development.  Resistance Management: After 2 applications of Switch 62.5WG, alternate with another fungicide with a different mode of action for 2 applications.
<b>*Tropical Fruits:</b> Acerola; Avocado; Black Sapote; Canistel; Dragon Fruit; Feijoa; Guava; Jaboticaba; Longan; Lychee; Mamey Sapote; Mango; Papaya; Passionfruit; Pulasan; Rambutan; Sapodilla; Spanish lime; Star apple; Starfruit; Wax Jambu			

**Application Instructions:** Application may be made by ground or air. Good coverage is essential for good disease control. Use a minimum of 20 gallons/A spray volume by air. Make no more than two applications by air.

**Specific Use Restrictions**

- 1) Make no more than two applications by air.
- 2) Do not apply more than 56 oz/A of Switch 62.5WG per year.
- 3) Do not apply more than 1.3 lb ai/A of cyprodinil-containing products and 0.9 lb ai/A of fludioxonil-containing products per year.
- 4) Do not apply more than a maximum total of 4 applications (air plus ground) per year.
- 5) May be applied on the day of harvest (0-day PHI).

*continued...*

Crop	Disease	Product Rate oz/Acre	Remarks
Watercress	Cercospora leafspot ( <i>Cercospora</i> spp.)  Sclerotinia white mold ( <i>Sclerotinia</i> spp.)  Rhizoctonia rot ( <i>Rhizoctonia solani</i> )	11-14	Begin applications prior to or at the onset of disease and repeat applications on a 7-10 day interval if conditions remain favorable for disease development.  Resistance Management: After 2 applications of Switch 62.5WG, alternate with another fungicide with a different mode of action for 2 applications.
<b>Application Instructions:</b> Applications may be made by ground or chemigation. Good coverage is essential for good disease control. For chemigation apply in 0.1-0.25 inches/A of water. Chemigation with excessive water may lead to a decrease in efficacy.			
<b>Specific Use Restrictions</b> 1) Applications can be made to a dry bed only. No direct applications to water. 2) Do not apply more than 56 oz/A of Switch 62.5WG per year. 3) Do not apply more than 1.3 lb ai/A of cyprodinil-containing products and 0.9 lb ai/A of fludioxonil-containing products per year. 4) May be applied on the day of harvest (0-day PHI).			

## **STORAGE AND DISPOSAL**

Do not contaminate water, food, or feed by storage or disposal.

### **Pesticide Storage**

Keep this product in its tightly closed original container, when not in use. Store in a cool, dry (preferably locked) area that is inaccessible to children and animals.

### **Pesticide Disposal**

Wastes resulting from the use of this product must be disposed of on-site or at an approved waste disposal facility.

### **Container Handling [less than or equal to 50 pounds]**

Non-refillable container. Do not reuse or refill this container. Triple rinse container (or equivalent) promptly after emptying. Triple rinse as follows: Empty the remaining contents into application equipment or a mix tank. Fill the container  $\frac{1}{4}$  full with water and recap. Shake for 10 seconds. Pour rinsate into application equipment or a mix tank or store rinsate for later use or disposal. Drain for 10 seconds after the flow begins to drip. Repeat this procedure two more times. Then offer for recycling if available or puncture and dispose of in a sanitary landfill, or by other procedures approved by state and local authorities.

**CONTAINER IS NOT SAFE FOR FOOD, FEED OR DRINKING WATER.**

Switch®, the ALLIANCE FRAME  
the SYNGENTA Logo  
and the PURPOSE ICON  
are Trademarks of a  
Syngenta Group Company




©2016 Syngenta

For non-emergency (e.g., current product information), call  
Syngenta Crop Protection at 1-800-334-9481.

Manufactured for:  
Syngenta Crop Protection, LLC  
P. O. Box 18300  
Greensboro, North Carolina 27419-8300

**SCP 953A-L1R 0716**  
**4068820**



GROUP 9 12 FUNGICIDES



## Fungicide

Active Ingredients:

Cyprodinil\* . . . . . 37.5%

Fludioxonil\*\* . . . . . 25.0%

Other Ingredients: . . . . . 37.5%

Total: . . . . . 100.0%

\*CAS No. 121552-61-2

\*\*CAS No. 131341-86-1

Switch® and the Syngenta logo are trademarks of a Syngenta Group Company

©2016 Syngenta

Manufactured for:

Syngenta Crop Protection, LLC

P. O. Box 18300

Greensboro, North Carolina 27419-8300

**SCP 953A-L1R 0716 4068820**

**1 lb 12 oz Net Weight**

Switch 62.5WG is a water-dispersible granule containing 37.5% cyprodinil and 25% fludioxonil.

**KEEP OUT OF REACH OF CHILDREN.**

## CAUTION

### AGRICULTURAL USE REQUIREMENTS

Use this product only in accordance with its labeling and with the Worker Protection Standard, 40 CFR part 170. Refer to supplemental labeling under "Agricultural Use Requirements" in the Directions for Use section for information about this standard.

EPA Reg. No. 100-953

EPA Est. 67545-AZ-1

Refer to attached booklet for Precautionary Statements, Environmental Hazards, Directions for Use, and Storage and Disposal sections.

## FIRST AID

**If on skin or clothing:** Take off contaminated clothing. Rinse skin immediately with plenty of water for 15-20 minutes. Call a poison control center or doctor for treatment advice.

**If in eyes:** Hold eye open and rinse slowly and gently with water for 15-20 minutes. Remove contact lenses, if present, after the first 5 minutes, then continue rinsing eye. Call a poison control center or doctor for treatment advice.

Have the product container or label with you when calling a poison control center or doctor, or going for treatment.

**HOT LINE NUMBER:** For 24-Hour Medical Emergency Assistance (Human or Animal) or Chemical Emergency Assistance (Spill, Leak, Fire, or Accident), Call **1-800-888-8372**.

**syngenta®**